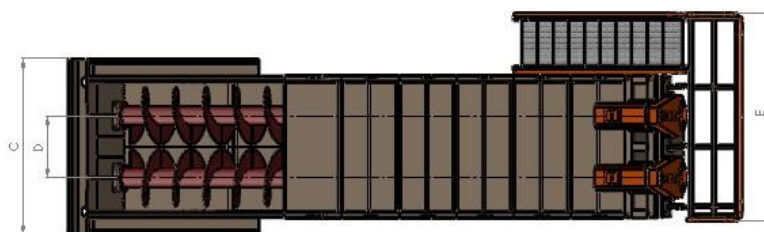
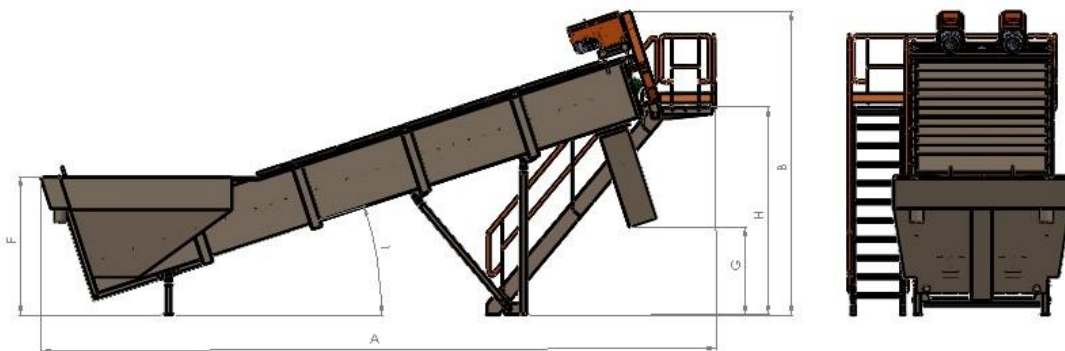



QUALITY, RELIABLE

HELIX WASHER



	A	B	C	D	E	F	G	H	I
600X6000	7275	3405	2212	660	2388	1615	1150	2260	18 ^o
750X7500	8851	3976	2312	815	2730	1810	1150	2720	18 ^o
800X8000	10410	4385	2700	890	2827	2219	1150	3210	18 ^o
1000X10000	11417	4673	3262	1070	1070	2465	1116	3090	15 ^o

MAIN FEATURES

- Spare parts and service books
- User and maintenance books

Model	Capacity(0-3mm,0-7mm)	Water Required
CY-24	15-30 m ³ /hour	15-30 m ³ /hour
CY-25	25-45 m ³ /hour	25-45 m ³ /hour
CY-26	40-75 m ³ /hour	35-55 m ³ /hour
CY-27	50-90 m ³ /hour	45-65 m ³ /hour

TECHNICAL SPECIFICATIONS

- Side sheet thickness 10 mm ST-37 A1 quality

Model	Engine Power
CY-24	5,5 kW
CY-25	5,5 kW
CY-26	7,5 kW
CY-27	7,5 kW